

BMEcat Catalog Training Guide

Agenda

- What is BMEcat?
- BMEcat structure and specifics
- How to publish BMEcat to Ariba Network account
- BMEcat elements overview

What is BMEcat?

BMEcat is an XML-based catalog stored on Ariba Network that describes the products and services your organization offers and the prices you charge. Buyers users access the catalog through SAP Ariba Procurement to purchase the catalog products and services offerings.

It allows to use following features in the catalog:

- Multiple images
- Multiple attachments
- Scaled prices
- Price validity
- Price flag
- Minimum order quantity
- Quantity intervals
- Product References
- Special Treatment Class
- Buyer Article ID
- Article Status
- EAN

BMEcat Structure and Specifics

Supported version:

Ariba Procurement Solutions support only **BMEcat 1.2**, BMEcat 2005 is **not** supported

The following syntax checks apply to BMEcat files:

- Compliance with the BMEcat 1.2 XML DTD
- Correct data type for all attribute and element values (integer)
- Start date before end date for items with date-specific pricing

Note:

- An error for any of these syntax checks causes the file to fail validation
- If a catalog fails validation, the catalog manager must fix all errors and import the catalog again
- If a catalog file contains unsupported elements, attributes, or values, it does not fail validation.
- Unsupported elements, attributes, and values are ignored and are not imported as catalog data
- Items that does not have image, but have a thumbnail only are ignored

Version of BMEcat and DTD

The first three lines of the catalog must contain:

- Version of BMEcat
- DTD (Data Type Definition)

Valid examples of the first 3 lines:

```
<?xml version="1.0" encoding="UTF-8"?>
<!DOCTYPE BMECAT SYSTEM "bmecat_new_catalog_1_2.dtd">
<BMECAT xmlns="http://www.bmecat.org/bmecat/1.2/bmecat_new_catalog" version="1.2">
```

```
<?xml version="1.0" encoding="UTF-8"?>
<!DOCTYPE BMECAT SYSTEM "bmecat_new_catalog_1_2.dtd">
<BMECAT version="1.2">
```

```
<?xml version="1.0" encoding="UTF-8" standalone="no"?>
<!DOCTYPE BMECAT SYSTEM "bmecat_new_catalog_1_2.dtd">
<BMECAT version="1.2">
```

BMEcat consists of following parts:

- Header
- Body

Elements contained in Header and Body

For more information please check:


- BMEcat 1.2 and possibility to download the DTD: <http://www.bmecat.org>
- Catalog Format Reference Guide - chapter: "About BMEcat Catalogs" – to see the Catalog Format Reference Guide

Fields limitations in BMEcat:

- parametric data
- custom fields
- IsPartilal items not working
- Supplier URL/Manufacturer URL - possible workaround - using the MIME URL and it will be displayed under the MIME data in the SAP Ariba Procurement solutions UI
- Language / Territory available on item level - these are available on header level only
- Catalog Kits
- Promotion rank
- IsPreferredItem
- IsInternalPartID
- DefaultRelevance
- Advanced pricing (fields Price Unit Quantity, Price Unit, Unit Conversion, Price Unit Quantity Description)

Display of the article in the customer's User Interface vs BMEcat syntax

Article overview in customer's User Interface:



Turing-X Laptop

Supplier: [Estlega Ltd.](#)

Supplier Part #: [laptop_3](#)

Available in: 8 Day(s)

\$999.99 USD / each

[*Pricing Information](#)

Qty:


Add to Cart

Add to Favorites

The Turing-X workstation is aimed at graphic and computer-assisted design professionals looking for mobility. Indeed, with this powerful Workstation, you carry out your professional projects wherever you are.

SSD responsiveness, Cerebellum Fortis 5000 16 GB graphics power, high performance multitasking with the Intel i9-9880H processor and SuperLook borderless screen (3840 x 2160 pixels), the Turin-X is complete!

Article details in customer's User Interface:



Supplier: [Estlega Ltd.](#)

Supplier Part #: [laptop_3](#)

Manufacturer: [Tricolore](#)

Manufacturer Part #: [Manufacturer_ID_4](#)

Available in: 8 Day(s)


\$999.99 USD / each

[*Pricing Information](#)

Qty:

Add to Cart

Add to Favorites



Product Description

The Turing-X workstation is aimed at graphic and computer-assisted design professionals looking for mobility. Indeed, with this powerful Workstation, you carry out your professional projects wherever you are.

SSD responsiveness, Cerebellum Fortis 5000 16 GB graphics power, high performance multitasking with the Intel i9-9880H processor and SuperLook borderless screen (3840 x 2160 pixels), the Turin-X is complete!

Product Specifications

Price:

\$999.99 USD

Supplier:

[Estlega Ltd.](#)

Supplier Part #:

[laptop_3](#)

Manufacturer:

[Tricolore](#)


Manufacturer Part #:

[Manufacturer_ID_4](#)

Available in:

8 Day(s)

shelldemo:



Additional Specifications

Bluetooth

yes

Color

Grey

Dimensions

19x11x0.5

Ports USB

5

Processor

123-X

Reference Documents


[Laptop Setup Manual](#)

[Laptop Technical Manual](#)

[Supplier URL](#)

[Manufacturer URL](#)


Accessories



PianoTouche Keyboard

Estlega Ltd.


\$150.00 USD / each



ClavecinTouche Keyboard

Estlega Ltd.


\$199.00 USD / each



Bag DobryDobry

Estlega Ltd.

\$25.00 USD / each



MusMouse

Estlega Ltd.

\$25.00 USD / each

© 2023 SAP SE or an SAP affiliate company. All rights reserved. | Public

Article details in the BMEcat format:

```
<ARTICLE>
  <SUPPLIER_AID>laptop_3</SUPPLIER_AID>
  <ARTICLE_DETAILS>
    <DESCRIPTION_SHORT>Turing-X Laptop</DESCRIPTION_SHORT>
    <DESCRIPTION_LONG>The Turing-X workstation is aimed at graphic and computer-assisted design professionals looking for mobility. Indeed,
SSD responsiveness, Cerebellum Fortis 5000 16 GB graphics power, high performance multitasking with the Intel i9-9880H processor and SuperLook 1
    <BUYER_AID type="Language">en_GB</BUYER_AID>
    <BUYER_AID type="TerritoryAvailable">US</BUYER_AID>
    <BUYER_AID type="MarketPrice">1599.99</BUYER_AID>
    <MANUFACTURER_AID>Manufacturer ID 4</MANUFACTURER_AID>
    <MANUFACTURER_NAME>Tricolore</MANUFACTURER_NAME>
    <DELIVERY_TIME>8</DELIVERY_TIME>
    <SPECIAL_TREATMENT_CLASS type="hazardousmaterials">TRUE</SPECIAL_TREATMENT_CLASS>
  </ARTICLE_DETAILS>
  <ARTICLE_FEATURES>
    <REFERENCE_FEATURE_SYSTEM_NAME>UNSPSC</REFERENCE_FEATURE_SYSTEM_NAME>
    <REFERENCE_FEATURE_GROUP_ID>43</REFERENCE_FEATURE_GROUP_ID>
  </ARTICLE_FEATURES>
  <ARTICLE_FEATURES>
    <FEATURE>
      <FNAME>Color</FNAME>
      <FVALUE>Grey</FVALUE>
    </FEATURE>
    <FEATURE>
      <FNAME>Year of manufacturing</FNAME>
      <FVALUE>2020</FVALUE>
    </FEATURE>
    <FEATURE>
      <FNAME>Processor</FNAME>
      <FVALUE>123-X</FVALUE>
    </FEATURE>
    <FEATURE>
      <FNAME>RAM</FNAME>
      <FVALUE>8</FVALUE>
      <FUNIT>Go</FUNIT>
    </FEATURE>
  </ARTICLE_FEATURES>
  <ARTICLE_ORDER_DETAILS>
    <ORDER_UNIT>EA</ORDER_UNIT>
    <PRICE_QUANTITY>1</PRICE_QUANTITY>
    <QUANTITY_MIN>1.000</QUANTITY_MIN>
    <QUANTITY_INTERVAL>1.000</QUANTITY_INTERVAL>
  </ARTICLE_ORDER_DETAILS>
  <ARTICLE_PRICE_DETAILS>
    <DATETIME type="valid_start_date">
      <DATE>2019-01-01</DATE>
    </DATETIME>
    <DATETIME type="valid_end_date">
      <DATE>2025-12-31</DATE>
    </DATETIME>
    <ARTICLE_PRICE price_type="net_customer">
      <PRICE_AMOUNT>999.99</PRICE_AMOUNT>
      <PRICE_CURRENCY>USD</PRICE_CURRENCY>
      <LOWER_BOUND>1</LOWER_BOUND>
    </ARTICLE_PRICE>
  </ARTICLE_PRICE_DETAILS>
  <MIME_INFO>
    <MIME>
      <MIME_TYPE>image/jpeg</MIME_TYPE>
      <MIME_SOURCE>portable_x_1.jpg</MIME_SOURCE>
      <MIME_PURPOSE>detail</MIME_PURPOSE>
      <MIME_ORDER>1</MIME_ORDER>
    </MIME>
    <MIME>
      <MIME_TYPE>image/jpeg</MIME_TYPE>
      <MIME_SOURCE>portable_x_2.jpg</MIME_SOURCE>
      <MIME_PURPOSE>detail</MIME_PURPOSE>
      <MIME_ORDER>2</MIME_ORDER>
    </MIME>
  </MIME_INFO>
  <ARTICLE_REFERENCE type="accessories">
    <ART_ID_TO>mouse_1</ART_ID_TO>
  </ARTICLE_REFERENCE>
  <ARTICLE_REFERENCE type="accessories">
    <ART_ID_TO>mouse_1 plus</ART_ID_TO>
  </ARTICLE_REFERENCE>
  <ARTICLE_REFERENCE type="accessories">
    <ART_ID_TO>mouse_box_1</ART_ID_TO>
  </ARTICLE_REFERENCE>
  <ARTICLE_REFERENCE type="accessories">
    <ART_ID_TO>mouse_box_2</ART_ID_TO>
  </ARTICLE_REFERENCE>
  <ARTICLE_REFERENCE type="accessories">
    <ART_ID_TO>keyboard_1</ART_ID_TO>
  </ARTICLE_REFERENCE>
  <ARTICLE_REFERENCE type="accessories">
    <ART_ID_TO>keyboard_2</ART_ID_TO>
  </ARTICLE_REFERENCE>
  <ARTICLE_REFERENCE type="accessories">
    <ART_ID_TO>laptop_bag</ART_ID_TO>
  </ARTICLE_REFERENCE>
  <ARTICLE_REFERENCE type="sparepart">
    <ART_ID_TO>HHD_1</ART_ID_TO>
  </ARTICLE_REFERENCE>
  <ARTICLE_REFERENCE type="sparepart">
    <ART_ID_TO>HHD_2</ART_ID_TO>
  </ARTICLE_REFERENCE>
  <ARTICLE_REFERENCE type="sparepart">
    <ART_ID_TO>ram_1</ART_ID_TO>
  </ARTICLE_REFERENCE>
</ARTICLE>
```

How to publish BMEcat to Ariba Network account

1. Access your Ariba Network account

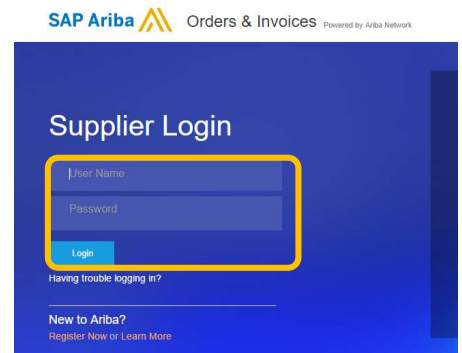
Go to: <http://supplier.ariba.com>

Enter your Username & Password and click Log In to access your Production account.

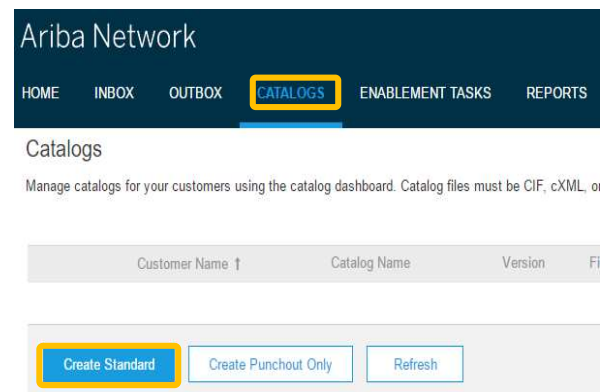
Note:

Your catalog on Your catalog on Ariba Network must first be uploaded to your **TEST** account.

You will load your catalog on your production account only after publication and validation of the catalog in your **TEST** account.



2. Click on the Catalogs tab on your home dashboard



3. Click on “Create Standard” button to upload your catalog

4. Enter the Catalog Name based on the naming convention of your buyer

5. Click on “Next”

1
Create a New Catalog

Next Exit

1 Details

2 Subscriptions

3 Content

Enter a catalog name and descriptive text. Customers can search using this information. Add commodity codes to your catalog. * indicates required field

Catalog Name: * TEST_OK_1

Created By:

Date Created: Monday 13 Mar 2017 9:22 AM GMT+01:00

Description:

Characters left: 1000

The maximum number of characters allowed is 1000, including spaces.

Commodities: 0

Description

No items

Delete Add

Next Exit

6. Select “Private”

7. Select your buyer from the customer list.

Note: If your customer is not part of the customer list, it means that the Trading relationship has not been accepted on Ariba Network.

Please accept the relationship first.

8. Click on “Next”

Create a New Catalog

Previous Next Exit

1 Details

Add customers and set the catalog visibility for customers. Click the customer's name to view validation rules on your customer's site.

You can receive status updates on catalogs, including catalog errors from your customer through email. To receive emails, click [Manage Profile](#) and enter the email address in the Email notification section.

Visibility: **Private** - Only the selected customers that have a trading relationship with you can view and receive the catalog

Public - All customers can view the catalog. Customers that have a trading relationship with you can also receive the published catalog

Customers

Customers	Catalog Validation Rules	Validation Status for Version 1
<input type="checkbox"/> GSO Sandbox - P20	View	Pending Validation

Previous Next Exit

9. Choose Catalog File Format: BMEcat

10. Browse for the catalog file in your computer

11. Click on “Validate and Publish”

Create a New Catalog

1 Details

2 Subscriptions

3 Content

UPLOAD YOUR CATALOG AND ATTACHMENT FILES

Catalog File Format: **BMECAT**

Catalog File: [Browse...](#) No file selected.

Images and Attachments File: [Browse...](#) No file selected.

! After you click, Validate and Publish, please wait for the catalog to finish upl

Validate and Publish

After the catalog has been uploaded, Ariba Network begins the catalog validation.

You can check your catalogs status by clicking the Refresh button on the catalog dashboard – This will update your catalog status.

View/Edit Test Delete Create Standard Create Punchout Only Refresh

Below please see the possible statuses of your catalog.

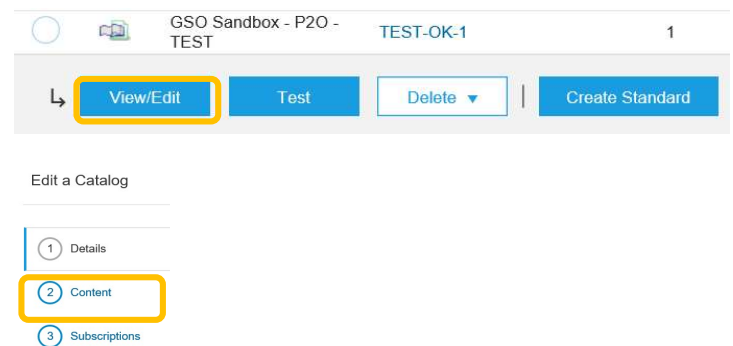
Catalog Subscription Status	Description
Published	No errors are found by Ariba Network high-level validation
Errors found by Ariba Network	Errors found by Ariba Network high-level validation
Pending Buyer Validation	No errors found by Ariba Network high-level validation and the catalog was successfully synchronized with the SAP Ariba Procurement solution of your customer and is now pending processing by the validation on the customer side
Errors found by Customer	Errors found in the SAP Ariba Procurement solution of your customer – catalog did not pass one or more validation rules of your customer

Validated	Catalog passed all the validations of your customer, but is not approved by the customer yet
Approved	Catalog was approved by your customer in the SAP Ariba Procurement solution, but was not activated yet by the customer (is not visible for the customer's end users)
Rejected	Catalog was rejected by the customer
Activated	Catalog was activated by the customer and is available for the customer's end users
Deactivated	The previously activated catalog is now deactivated by the customer in the SAP Ariba Procurement solution
Deleted	Catalog was deleted by the customer from the SAP Ariba Procurement solution
Changed	The customer made some changes in your catalog

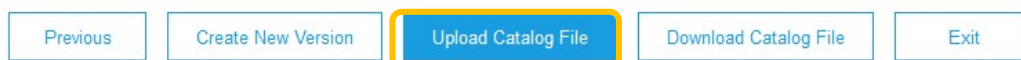
Catalog update/correction

When you update or correct your existing catalog, a new version of this catalog should be uploaded in your Ariba Network account. Please note that for any update / correction you should not create a new catalog subscription name or to delete the previous catalog version. Please keep the previous versions and upload the update/correction as a new catalog version.

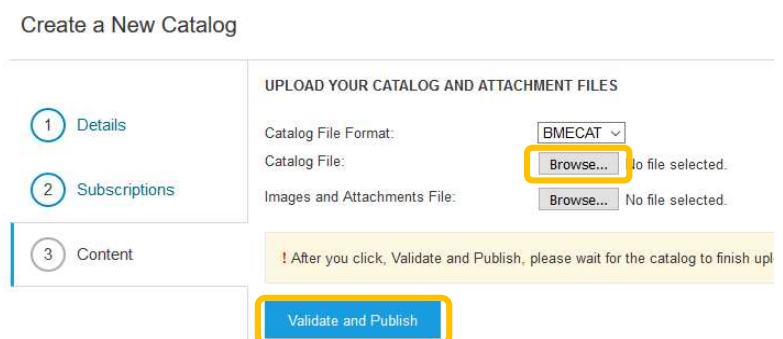
1. Select your existing catalog subscription you want to update
2. Click on "View/Edit" button
3. Click on "Content"



4. Click on "Upload Catalog File"



5. The catalog format is pre-defined for the catalog subscription, click on "Browse..." to find the catalog file in your computer
6. Click on "Validate and Publish"



A new version of your existing catalog subscription is created.

Step by step video for BMEcat upload



BMEcat elements supported by Ariba

Fields					Format	Max. number of characters	Mandatory / Optional	Field comments	Notes
<u>HEADER</u>							Mandatory	Contains header information, such as generator info, catalog, buyer, agreement and supplier elements	
	<u>GENERATOR_INFO</u>				String	250	Mandatory	Information about the generation of the catalog – f.e. the name of the generator	
	<u>CATALOG</u>						Mandatory	Contains information for identifying and describing the catalog	
		<u>LANGUAGE</u>			String	3	Mandatory	Defines the language of the catalog data	Please use the 3 digits country ISO codes (f.e. DEU for Germany) – it is then copied by Ariba procurement application to all line items
		<u>CATALOG_ID</u>			String	20	Mandatory	Unique ID for the catalog identification	SAP Ariba procurement application is ignoring this field, but the element must be provided
		<u>CATALOG_VERSION</u>			String	7	Mandatory	Version of the catalog	SAP Ariba procurement application is ignoring this field and uses its own versioning system for catalog, but the element must be provided
		<u>CATALOG_NAME</u>			String	100	Optional	To provide additional description of the catalog	
		<u>DATETIME type="generation date"</u>			String	20	Optional	Indicating the generation date and time of the catalog creation	
			<u>DATE</u>		Date		Mandatory	Date of the catalog creation –	Just in case the DATETIME element is used, this element is mandatory
			<u>TIME</u>		Time		Optional	Time of the catalog creation	
		<u>TERRITORY</u>			String	2	Optional	Defines the territories (region, federal state, country, continent) in which the catalog is available	Please use the 2 digits ISO country code (f.e. DE for Germany)
		<u>CURRENCY</u>			String	3	Optional	Defines the currency of the items in the catalog	Please use 3 letter ISO 4217 codes
		<u>PRICE_FLAG type="..."</u>			String	50	Optional	Indicates whether duty, insurance, freight or packing is included in the item price	SAP Ariba Procurement solutions support the following types: <ul style="list-style-type: none"> “incl_freight” “incl_packing”
© 2023 SAP SE or an SAP affiliate company. All rights reserved. Public									

									<ul style="list-style-type: none"> “incl_assurance” “incl_duty”
	<u>BUYER</u>						Optional	To define information about the buyer	
		<u>BUYER_ID</u> <u>type="buyer_specific"</u>			String	50	Optional	Specify here the Buyer ANID	For both, test and prod please use the PROD ANID of the buyer
		<u>BUYER_NAME</u>			String	50	Mandatory	Specify the name of your buyer	Just in case the BUYER element is used, this element is mandatory
		<u>ADDRESS</u>					Optional	Specify the address of your buyer	address is ignored
	<u>AGREEMENT</u>						Optional	To define information about the agreement for the catalog	
		<u>AGREEMENT_ID</u>			String	50	Mandatory	Specify the agreement ID (number, etc.)	Just in case the AGREEMENT element is used, this element is mandatory
		<u>DATETIME</u> <u>type="agreement_start_date"</u>			Date		Optional	Date from when the catalog data will be valid	
		<u>DATETIME</u> <u>type="agreement_end_date"</u>			Date		Mandatory	Date till when the catalog data will be valid	Just in case the AGREEMENT element is used, this element is mandatory
	<u>SUPPLIER</u>						Mandatory	Please specify the supplier data	
		<u>SUPPLIER_ID</u> <u>type="buyer_specific"</u>			String	50	Optional	Please specify the supplier ANID	For test system please specify the test ANID (-T) and for prod system specify the prod ANID of the supplier
		<u>SUPPLIER_NAME</u>			String	50	Mandatory	Specify the supplier name	
		<u>ADDRESS</u>			String		Optional	Specify the supplier address	address is ignored
<u>T_NEW_CATALOG</u>							Mandatory	Under this element all the data about the articles are specified	
	<u>ARTICLE</u> <u>mode="new"</u>				String		Mandatory	For each item of your catalog, an article element has been created	SAP Ariba Procurement solutions only support mode="new" attribute
		<u>SUPPLIER_AID</u>			String	35	Mandatory	Supplier's unique article number	Mapped by SAP Ariba Procurement Solution to Supplier Part ID catalog field
		<u>ARTICLE_DETAILS</u>					Mandatory		
			<u>DESCRIPTION_SHORT</u>		String	80	Mandatory	Short description or name of the article	Mapped by SAP Ariba Procurement Solution to Short Name catalog field

			DESCRIPTION_LONG		String	2000	Optional	Long description of the article to specify more details about the product	Mapped by SAP Ariba Procurement Solution to Item Description catalog field
			EAN		String	14	Optional	European Article Number of the product	This field is mapped to the Additional art IDs catalog field by default
			BUYER_AID type="..."		String	18	Optional	Article ID of the buying company.	<p>The type attribute specifies the type of the ID. If you use multiple types, then the values for each type must be different.</p> <p>SAP Ariba Procurement solutions are supporting following types:</p> <ul style="list-style-type: none"> Type="CERTIFIED" – specification of agreed inspection category Type="SAP_MATNR" – SAP Material number of the article Type="GREEN" – ECO friendly products, indication of the value required
			MANUFACTURER_AID		String	50	Optional	To provide the Manufacturer ID of the product	
			MANUFATURER_NAME		String	50	Optional	Name of the manufacturer	
			DELIVERY_TIME		Number	6	Optional	Time in working days needed by the supplier to supply the product	
			SPECIAL_TREATMENT_CLASS type="..."		string	20	Optional	Used for additional classification of hazardous goods or substances	<p>This field is mapped to the SpecialTreatmentClass catalog field by default.</p> <p>Supported types:</p> <ul style="list-style-type: none"> type="dangerous_goods" type="GHS" type="GHSSIGNAL"
			KEYWORD		String	50	Optional	SAP Ariba Procurement solutions use KEYWORD values as one of the factors that determines item relevance in search result	
			ARTICLE_STATUS type="..."		String	250	Optional	To classify an article in terms of its special characteristics	This field is mapped to the ItemSpecialStatus catalog field by default
© 2023 SAP SE or an SAP affiliate company. All rights reserved.	Public	ARTICLE_FEATURES					Mandatory		

			<u>REFERENCE_FEATURE_SYSTEM_NAME</u>		String	50	Mandatory	Specifies the domain of the classification system of the product	
			<u>REFERENCE_FEATURE_GROUP_ID</u>		String	50	Mandatory	Specifies the commodity code of the product	
			<u>FNAME</u>		String	60	Optional	Indicates the name of a feature of the product (f.e. size, color, length)	Multiple feature names must be specified by the combination of elements FNAME, FVALUE and FUNIT
			<u>FVALUE</u>		String	60	Optional	Indicates the value of the specified feature	<p>If the value contains any of the below specified special characters, precede the character with a backslash (\) to avoid validation errors:</p> <ul style="list-style-type: none"> / { } ; = , <p>F.e. if value is 7,4, specify as 7\,4</p> <p>If you need to use quotation marks (") as value, please use double apostrophe (")</p>
			<u>FUNIT</u>		String	20	Optional	Indicates the unit of measure of the specified feature	
		<u>ARTICLE_ORDER_DETAILS</u>					Mandatory		
			<u>ORDER_UNIT</u>		Unit	3	Mandatory	Unit in which the article can be ordered	In SAP Ariba Procurement solutions this field is mapped to Unit of Measure field
			<u>PRICE_QUANTITY</u>		Number		Optional	The quantity corresponding to the unit price of the product	
			<u>QUANTITY_MIN</u>		Integer		Optional	Indicates the minimum order quantity of the item	Supported values: >=1 0 and decimal values are not allowed
			<u>QUANTITY_INTERVAL</u>		Integer		Optional	Indicates the quantity interval for ordering the item	Supported values: >=1 0 and decimal values are not allowed
		<u>ARTICLE_PRICE_DETAILS</u>					Mandatory		
© 2023 SAP SE or an SAP affiliate company. All rights reserved.		Public							

			<u>DATETIME</u> type="valid_start_date"		Datetime		Optional	Date when the validity of the price starts	Format: YYYY-MM-DD
			<u>DATETIME</u> type="valid_end_date"		Datetime		Optional	Date when the validity of the price ends	Format: YYYY-MM-DD SAP Ariba Procurement solutions validate that the end date is not before the start date
			<u>ARTICLE_PRICE price</u> type="net_customer"		String	20	Mandatory		SAP Ariba Procurement solutions support only type="net_customer", any other value is ignored and gives a validation error
				<u>PRICE_AMOUNT</u>	Number		Mandatory	Indicates the Unit Price of the article	For decimal separation please use dot (.), not a coma (,)
				<u>PRICE_CURRENCY</u>	String	3	Optional	Indicates the currency of the price	In case the currency of the article is different from the currency provided in header, the PRICE_CURRENCY will overwrite the currency from the header for the specific articles
				<u>PRICE_FACTOR</u>	Number		Optional	The (discount) factor that is multiplied by the priceamount value to determine the end price	
				<u>LOWER_BOUND</u>	Number		Optional	Indicates the lower limit of the item quantity for which the specified price is applied	Used for scaled pricing
				<u>TAX</u>	Number		Optional	A factor for sales tax applicable to the item price	Example: Value 0.16 indicates 16% tax
		<u>MIME_INFO</u>					Optional	To provide images / attachments to the products	
			<u>MIME</u>				Mandatory	Serves to transfer the information about multimedia file. The file itself is only referenced and must be transferred separately	This element is mandatory just in case MIME_INFO element is provided for the article
				<u>MIME_TYPE</u>	String	30	Optional	To specify the information about the provided MIME	SAP Ariba Procurement solutions support following MIME_TYPES: <ul style="list-style-type: none">Application/pdfURLtext/htmltext/plain SAP Ariba Procurement solutions use the following MIME_TYPES for

									thumbnail, detail and full-size image: <ul style="list-style-type: none"> image/jpeg image/gif
				MIME_SOURCE	String	250	Mandatory	Indicates the source of the document	The value can be URL or pathname to a document This element is mandatory just in case MIME_INFO element is provided for the article
				MIME_DESCRIPTION	String	250	Optional	The description of the document	
				MIME_ALT	String	50	Optional	Indicates the alternative text for the document	
				MIME_PURPOSE	String	20	Mandatory	It is used to determine where to display the content for the users	SAP Ariba Procurement solutions supports following attributes: <ul style="list-style-type: none"> thumbnail normal detail data_sheet If you specify thumbnail image for an item, you must also specify an associated normal or detail image. SAP Ariba Procurement solutions do not support article with only thumbnail image This element is mandatory just in case MIME_INFO element is provided for the article
				MIME_ORDER	Integer		Mandatory	Indicates the order in which the documents should be displayed	This field is mandatory in case there are multiple images provided for one MIME_PURPOSE This element is mandatory just in case MIME_INFO element is provided for the article
		ARTICLE_REFERENCE type="..."			String	20	Optional	To refer from one article to another	SAP Ariba Procurement solutions support following ARTICLE_REFERENCE types: <ul style="list-style-type: none"> mandatory similar sparepart
© 2023 SAP SE or an SAP affiliate company. All rights reserved.	Public								

									<ul style="list-style-type: none"> accessories follow up
			ART_ID_TO		String	32	Mandatory	Used to identify the related items – provide the SUPPLIER_AID of the related article	<p>All related items must be in the same catalog.</p> <p>It is possible to use multiple related items of one ARTICLE_REFERENCE type</p> <p>This element is mandatory just in case ARTICLE_REFERENCE element is provided for the article</p>

